

Other models in this range:
 MAR 58 - MAR 78 - MAR 108
 MAR 208 - MAR 308
 Compact versions:
 MAR 56 - MAR 76 - MAR 106 - MAR 126
 MAR 206 - MAR 306

Scale Ice Maker Units up to 1000 Kg



ABS Ice Chute Cover: sold separately.



Gear box protection (hall effect)



Easy to remove water sump



Pulleys & belt system allows to modify ice thickness



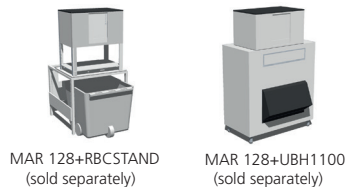
Features

- Daily production up to 1000 Kg in 24 hr (@ 2 mm. ice thickness only)
- Scale ice machine, in "split system" version; evaporator only
- Storage bin not supplied, to be purchased separately
- To be connected to condensing unit or central cooling system (low temperature)
- AISI304 Stainless steel evaporator and ice scraper blade
- Redesigned evaporator compartment end-walls
- Foodgrade ABS plastic water sump tray, easy remove for cleaning and sanitising
- Electromechanical control panel
- Electrical protections, rotation speed & reverse phase controls
- Low- water sensor protection
- Supplied w/expansion valve, solenoid valve, pressure regulating valve (KVP), heat exchanger
- Drive motor / gear reducer with V-Belt drive
- Storage bin thermostatic ice level sensor
- Stainless steel panels in scotch-brite finish, with rounded corners, easy to remove for maintenance

Accessories & Optional Features (to be specified upon order):

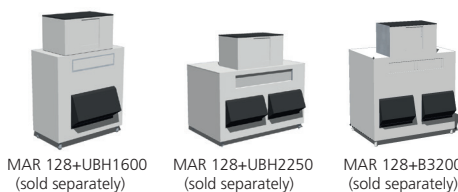
- Ice spout cover
- Ice chute extension 90cm
- Double ice chute 65cm
- Infrared ice sensor (replaces the thermostatic ice level control)
- UV lamp water sanitising system for bacterial control
- ON/OFF manual switch, with weekly programmable timer

MAR 128 Technologies



MAR 128+RBCSTAND (sold separately)


MAR 128+UBH1100 (sold separately)



MAR 128+UBH1600 (sold separately)

MAR 128+UBH2250 (sold separately)

MAR 128+B3200 (sold separately)



MAR 128+SIS700 (sold separately)

MAR 128+SIS1350 (sold separately)

MAR 128+ITS2250 (sold separately)

	24h	THICK ICE	10°C 50°F	D W H
		2 mm	10°C 50°F	[WxDxH mm] 906x813x520
		[kg] [lbs]		[WxDxH inches] 35 11/16 x 32 x 20 1/25
MAR 128		1000 2200		
MAR 128 SW		850 1870		



Ice scales are the coldest form of ice. Formed at -6° to -12°Celsius, they are very dry, containing less than 2% residual water. Scales look like fragments of glass, have an irregular shape and a thickness that can be adjusted at 1 or 2 mm.

Residual water content 2%

This product qualifies for the following listings:



2 Years Warranty

Subject to certain limitations and exclusions

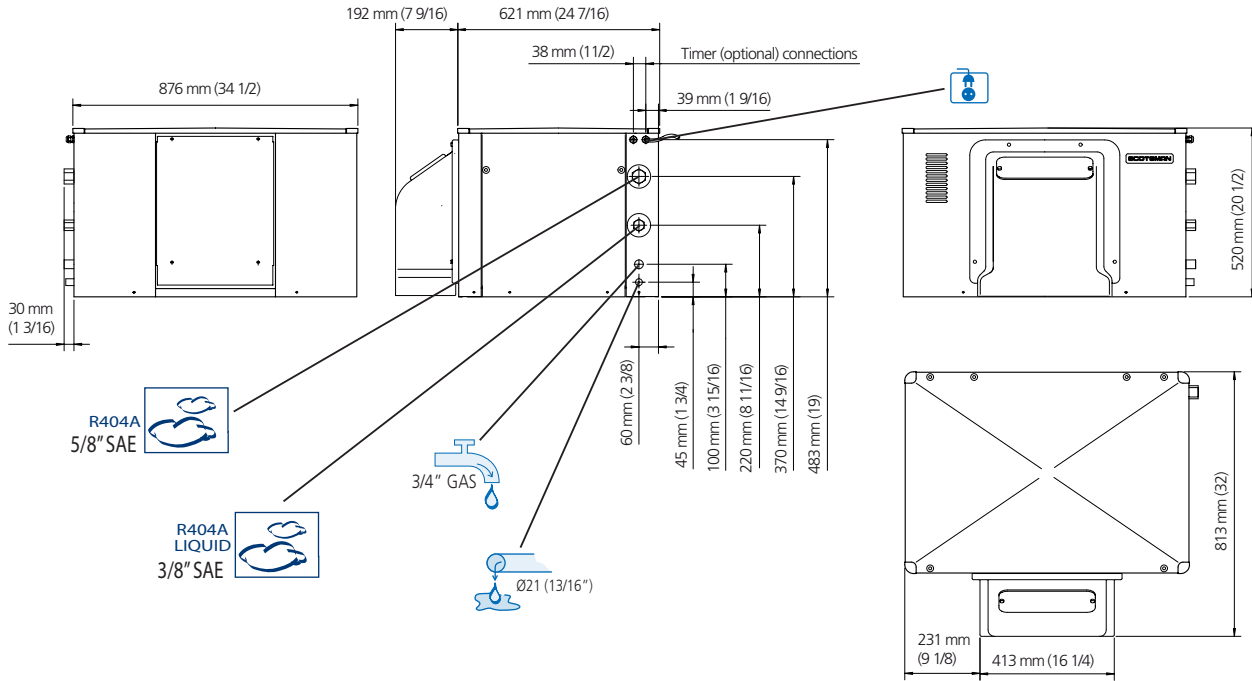
Certified ISO 9001

www.scotsman-ice.it
www.scotsman-ice.com

Models and specifications are subject to change without notice.

Other models in this range:
 MAR 58 - MAR 78 - MAR 108
 MAR 208 - MAR 308
 Compact versions:
 MAR 56 - MAR 76 - MAR 106 - MAR 126
 MAR 206 - MAR 306

Scale Ice Maker Units up to 1000 Kg



Minimum		Maximum
10°C (50°F)		40°C (104°F)
5°C (41°F)		35°C (95°F)
-10%		+10%
1 BAR 14 psi		5 BAR 70 psi

***SW seawater version:** made of AISI stainless steel with antispash; without heat exchanger, solenoid valve, KVP valve and electrical panel.

	 [V/Hz/ph]	 R404A/R507 (T ev: -24°C or -11°F; T cond. +40°C or 104°F) [W] [Btu/h]	 [W] [A]	 [kg] [lbs]	 [kg] [lbs]
MAR 128	400/50/3N	5650 19267	370 1.2	115 253	132 290
MAR 128 SW*	400/50/3N	5650 19267	370 1.2	114 251	131 288

IMPORTANT NOTICE:
 Models and specifications are subject to change without notice.
 This spec sheet is meant for commercial purpose only.
 For technical documentation please refer to our service manuals.

www.scotsman-ice.it
www.scotsman-ice.com