

Other models in this range:
 MAR 78 - MAR 108 - MAR 128
 MAR 208
 Compact versions:
 MAR 56 - MAR 76 - MAR 106 - MAR 126
 MAR 206 - MAR 306

Scale Ice Maker Units up to 2450 kg



ABS Ice Chute Cover: sold separately.



Gear box protection (hall effect)



Easy to remove water sump



Pulleys & belt system allows to modify ice thickness



Features

- Daily production up to 2450 kg in 24 h (@ 1 mm. ice thickness).
- Scale ice machine, in "split system" version; evaporator only.
- Storage bin not supplied, to be purchased separately.
- To be connected to condensing unit or central cooling system (low temperature).
- AISI304 stainless steel evaporator and ice scraper blade.
- Redesigned evaporator compartment end-walls.
- Electromechanical control panel.
- Electrical protections, rotation speed & reverse phase controls.
- Low- water sensor protection.
- Supplied w/expansion valve, solenoid valve, pressure regulating valve (KVP), heat exchanger.
- Drive motor / gear reducer with V-Belt drive.
- Storage bin thermostatic ice level sensor.
- Stainless steel panels in scotch-brite finish, with rounded corners, easy to remove for maintenance.

Accessories & Optional Features (to be specified upon order):

- Ice spout cover
- Ice chute extension 90cm
- Double ice chute 65cm
- Infrared ice sensor (replaces the thermostatic ice level control)
- UV lamp water sanitising system for bacterial control
- ON/OFF manual switch, with weekly programmable timer



MAR 308+UBH2250 (sold separately)



MAR 308+B3200 (sold separately)



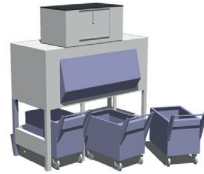
MAR 308+B4600 (sold separately)



MAR 308+SIS1350 (sold separately)



MAR 308+ITS2250 (sold separately)



MAR 308+ITS3250 (sold separately)

MAR 308 Technologies



	24h	THICK ICE	THIN ICE	10°C 50°F	[WxDxH mm] 1326x853x520
				10°C 50°F	[WxDxH inches] 52 3/16 x 33 9/16 x 20 8/16
		[kg] [lb]	[kg] [lb]		
MAR 308	2200	4840	2450 5400		
MAR 308 SW	1800	3960	- -		



[V/Hz/ph]
400/50/3N



R404A

This product qualifies for the following listings:



2 Years Warranty

Subject to certain limitations and exclusions



Residual water content 2%

Ice scales are the coldest form of ice. Formed at -6° to -12°Celsius, they are very dry, containing less than 2% residual water. Scales look like fragments of glass, have an irregular shape and a thickness that can be adjusted at 1 or 2 mm.

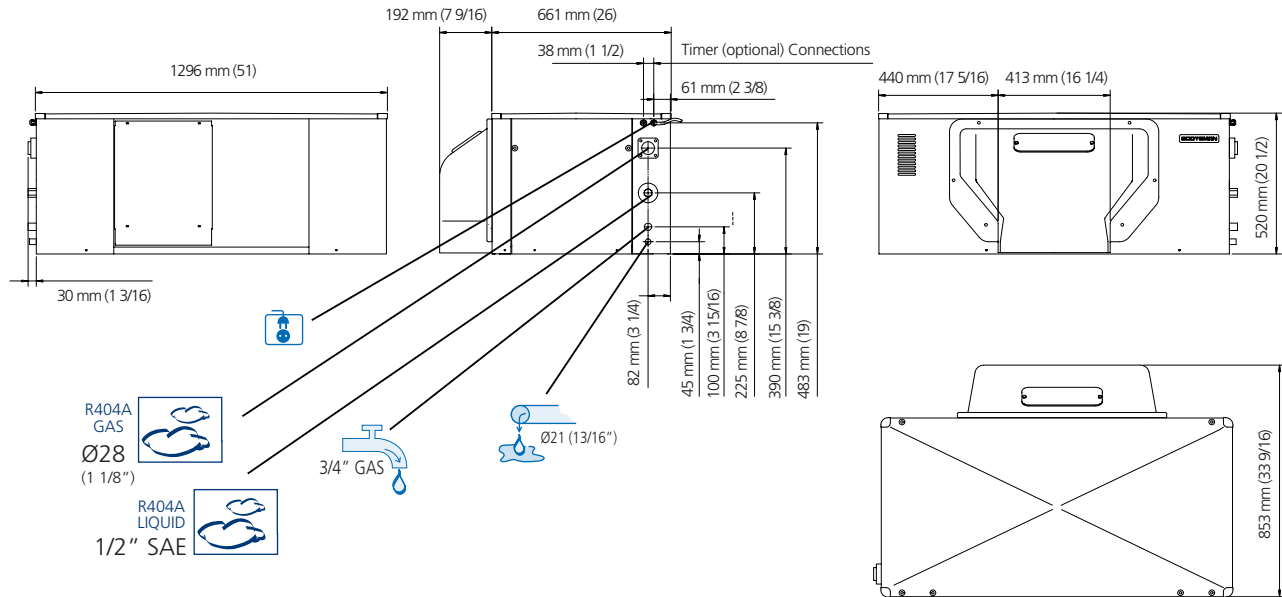
www.scotsman-ice.it
www.scotsman-ice.com

Certified ISO 9001

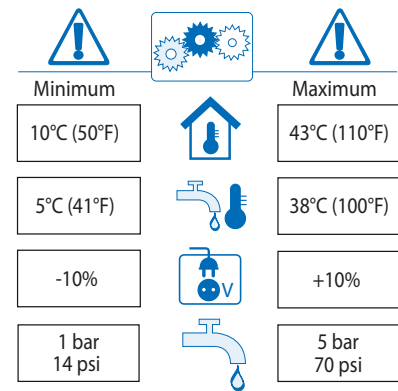
Models and specifications are subject to change without notice.

Other models in this range:
 MAR 78 - MAR 108 - MAR 128
 MAR 208
 Compact versions:
 MAR 56 - MAR 76 - MAR 106 - MAR 126
 MAR 206 - MAR 306

Scale Ice Maker Units up to 2450 kg



***SW seawater version:** made of AISI stainless steel with antispash; without heat exchanger, solenoid valve, KVP valve and electrical panel.



	[V/Hz/ph]	R404A/R507 (T ev: -30°C or -22°F; T cond. +40°C or 104°F)	[W]	[A]	[kg] [lb]	[kg] [lb]
MAR 308	400/50/3N	11450 [W] 39044 [Btu/h]	370	1.2	200 440	224 493
MAR 308 SW*	400/50/3N	11450 [W] 39044 [Btu/h]	370	1.2	199 438	223 491

***SW** = Sea Water cooling only